

VERTICAL SAFETY PUMPSETS – GENERAL DESCRIPTION

Safety pumpsets have been designed to centralise vacuum in all work environments such as hospitals, laboratories, etc. where vacuum must be guaranteed 24/7.

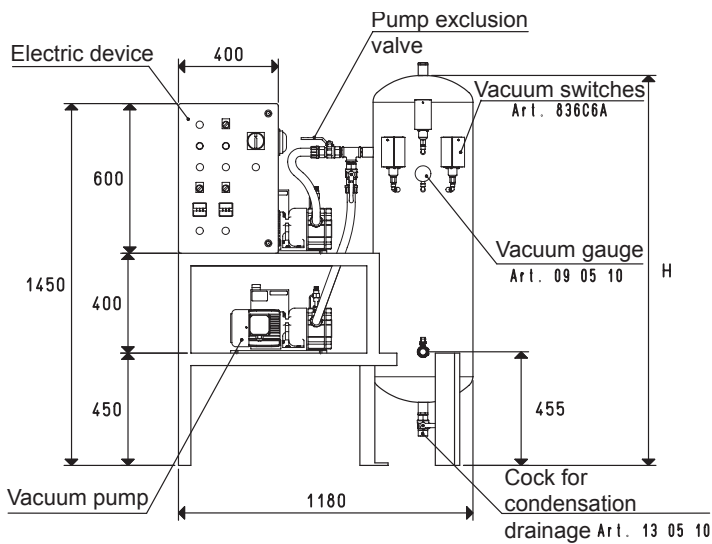
They are composed of:

- *A vertical welded sheet steel tank with perfect vacuum seal.*
- *Two rotating vane vacuum pumps to be chosen according to the required suction capacity and vacuum level.*
- *Three vacuum switches, of which two for adjusting the vacuum level within which each pump must operate, and one for determining the minimum safety value, under which the alarm sets off.*
- *A vacuum gauge for a direct reading of the vacuum level in the tank.*
 - *Two manual valves for pump exclusion.*
 - *A manual valve for vacuum interception.*
 - *A cock for condensation drainage.*
- *A switchgear enclosed in a special watertight metal casing with switches for automatic or manual pump operation, an alarm device with sound and light signal, alarm-test buttons and hour-counter for counting the hours of actual operation of every single pump.*

These pumpsets normally provide for the operation of one pump with subsequent automatic insertion of the second one for larger consumptions and when, for whatever reason, the plant vacuum level goes under the preset value. The automatic timed inverter, located on the switchboard, accurately alternates the pump start-up, so that they are both subject to the same mechanical wear. The switchboard and remote alarm systems operate when the plant vacuum level is below the set safety value.

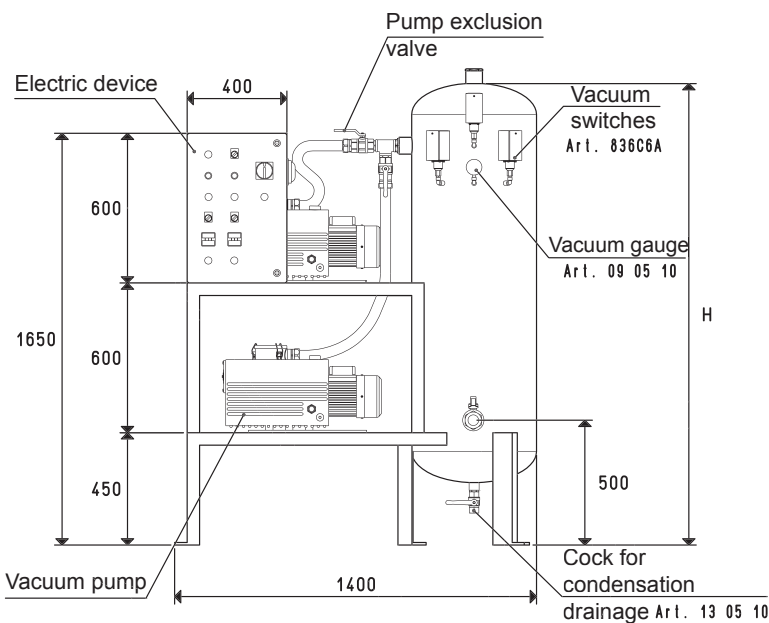


VERTICAL SAFETY PUMPSETS DSV 150 ...



Art.	Tank	2 pumps	Motor	Switchgear	B	H	R	Weight	Filter
	Litres	Mod.	execution	art.			∅	Kg	accessories
			Volt						art.
DSV 150 VTL 10/F	150	VTL 10/F	3 ~ 230/400-50Hz	DSO 300 90	625	1600	G1"	152	FB 30 / FC 30
DSV 150 VTL 15/F	150	VTL 15/F	3 ~ 230/400-50Hz	DSO 300 90	625	1600	G1"	164	FB 30 / FC 30
DSV 150 VTL 20/F	150	VTL 20/F	3 ~ 230/400-50Hz	DSO 300 90	625	1600	G1"	167	FB 30 / FC 30
DSV 150 MV 20	150	MV 20	3 ~ 230/400-50Hz	DSO 300 90	625	1600	G1"	158	FB 30 / FC 30
DSV 150 VTL 25/FG	150	VTL 25/FG	3 ~ 230/400-50Hz	DSO 300 90	630	1600	G1"	168	FB 30 / FC 30
DSV 150 VTL 30/FG	150	VTL 30/FG	3 ~ 230/400-50Hz	DSO 300 90	630	1600	G1"	172	FB 30 / FC 30
DSV 150 VTL 35/FG	150	VTL 35/FG	3 ~ 230/400-50Hz	DSO 300 90	630	1600	G1"	174	FB 30 / FC 30

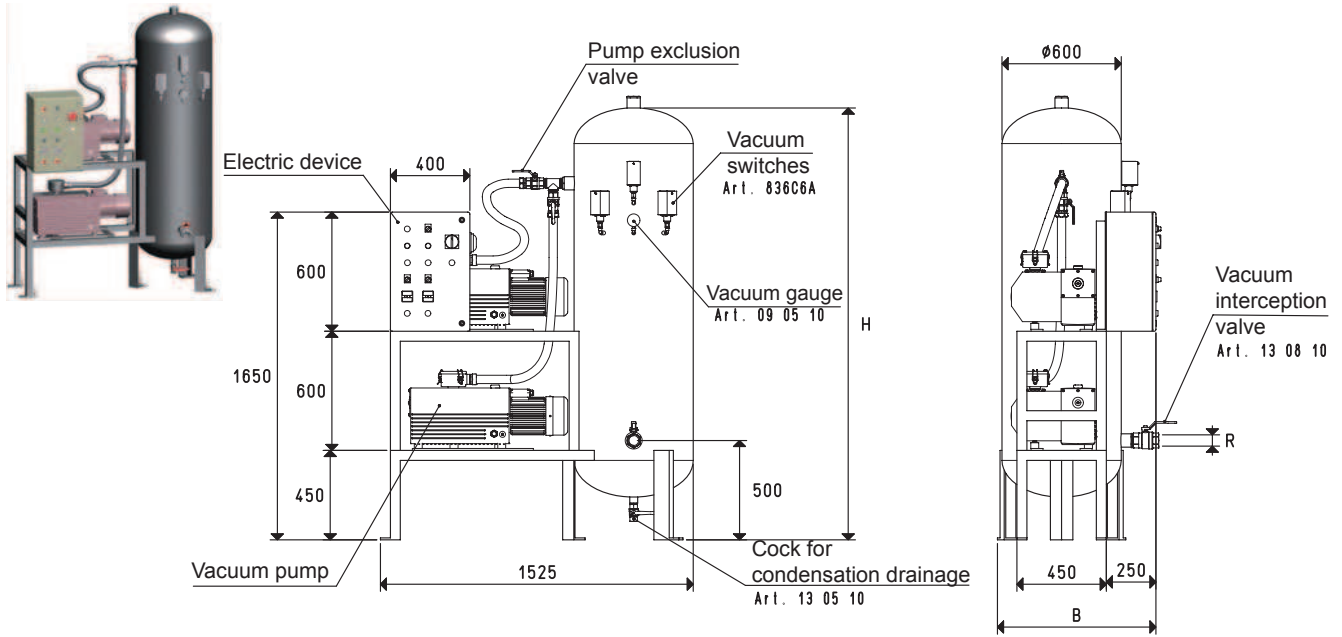
VERTICAL SAFETY PUMPSETS DSV 300 ...



Art.	Tank	2 pumps	Motor	Switchgear	B	H	R	Weight	Filter
	Litres	Mod.	accessories	art.			∅	Kg	accessories
			Volt						art.
DSV 300 MV 40	300	MV 40	3 ~ 230/400-50Hz	DSO 300 90	725	1890	G2"	217	FB 60 / FC 60
DSV 300 VTL 50/G1	300	VTL 50/G1	3 ~ 230/400-50Hz	DSO 300 90	725	1890	G2"	226	FB 60 / FC 60
DSV 300 MV 60	300	MV 60	3 ~ 230/400-50Hz	DSO 300 90	725	1890	G2"	225	FB 60 / FC 60
DSV 300 VTL 75/G1	300	VTL 75/G1	3 ~ 230/400-50Hz	DSO 300 90	725	1890	G2"	249	FB 60 / FC 60
DSV 300 MV 100	300	MV 100	3 ~ 230/400-50Hz	DSO 300 90	725	1890	G2"	252	FB 60 / FC 60
DSV 300 VTL 105/G1	300	VTL 105/G1	3 ~ 230/400-50Hz	DSO 300 90	725	1890	G2"	270	FB 60 / FC 60

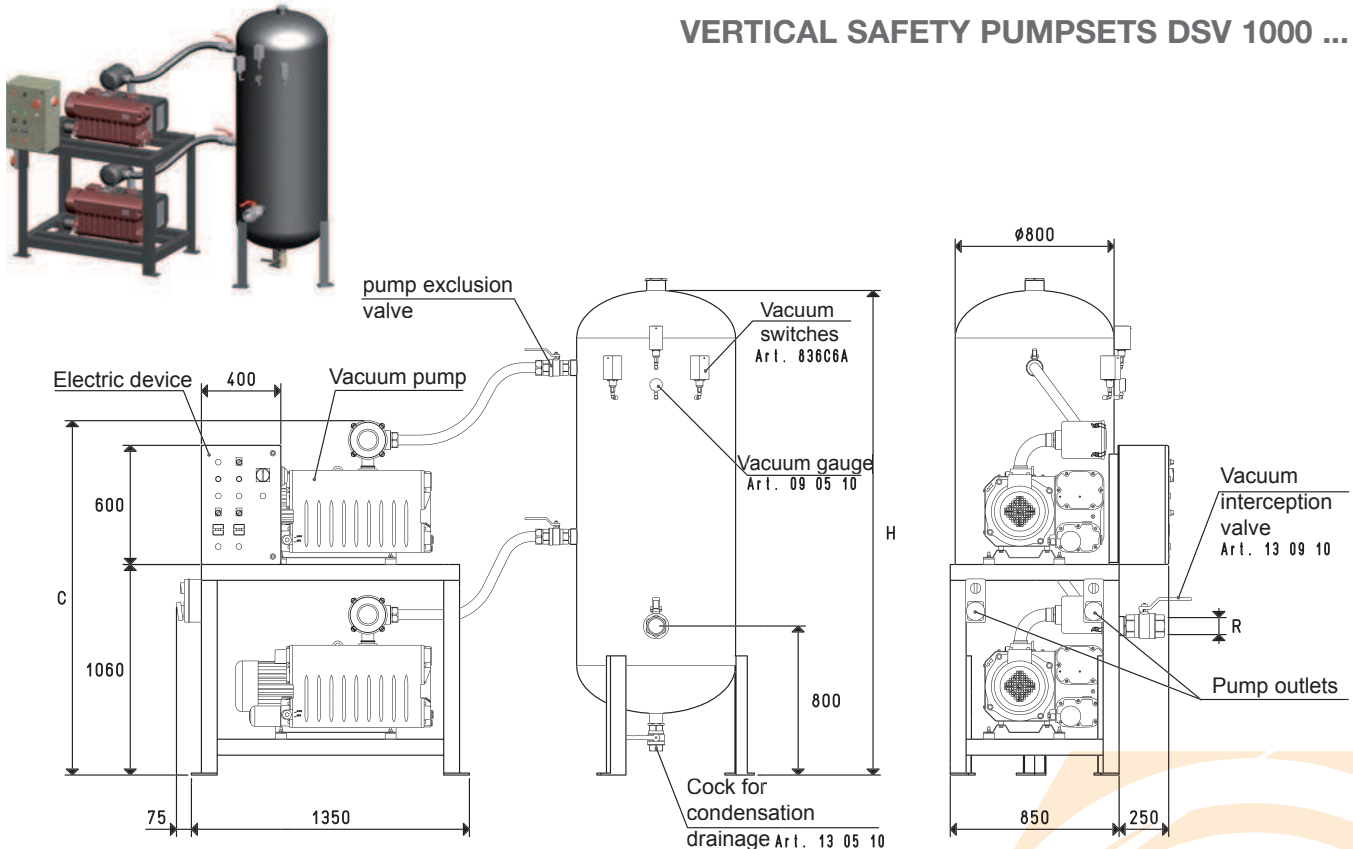
Note: As a standard, all MV... pumps are equipped with an FC... filtre adjusted to the suction connection size.

VERTICAL SAFETY PUMPSETS DSV 500 ...



Art.	Tank	2 pumps	Motor execution	Switchgear	B	H	R	Weight	Filter accessories
	Litres	Mod.	Volt	art.			Ø	Kg	art.
DSV 500 MV 60	500	MV 60	3 ~ 230/400-50Hz	DSO 300 90	750	2220	G2"	308	FB 60 / FC 60
DSV 500 VTL 75/G1	500	VTL 75/G1	3 ~ 230/400-50Hz	DSO 300 90	750	2220	G2"	355	FB 60 / FC 60
DSV 500 MV 100	500	MV 100	3 ~ 230/400-50Hz	DSO 300 90	750	2220	G2"	362	FB 60 / FC 60
DSV 500 VTL 105/G1	500	VTL 105/G1	3 ~ 230/400-50Hz	DSO 300 90	750	2220	G2"	396	FB 60 / FC 60
DSV 500 MV 160R	500	MV 160R	3 ~ 230/400-50Hz	DSO 300 90	750	2220	G2"	410	FB 60 / FC 60

VERTICAL SAFETY PUMPSETS DSV 1000 ...



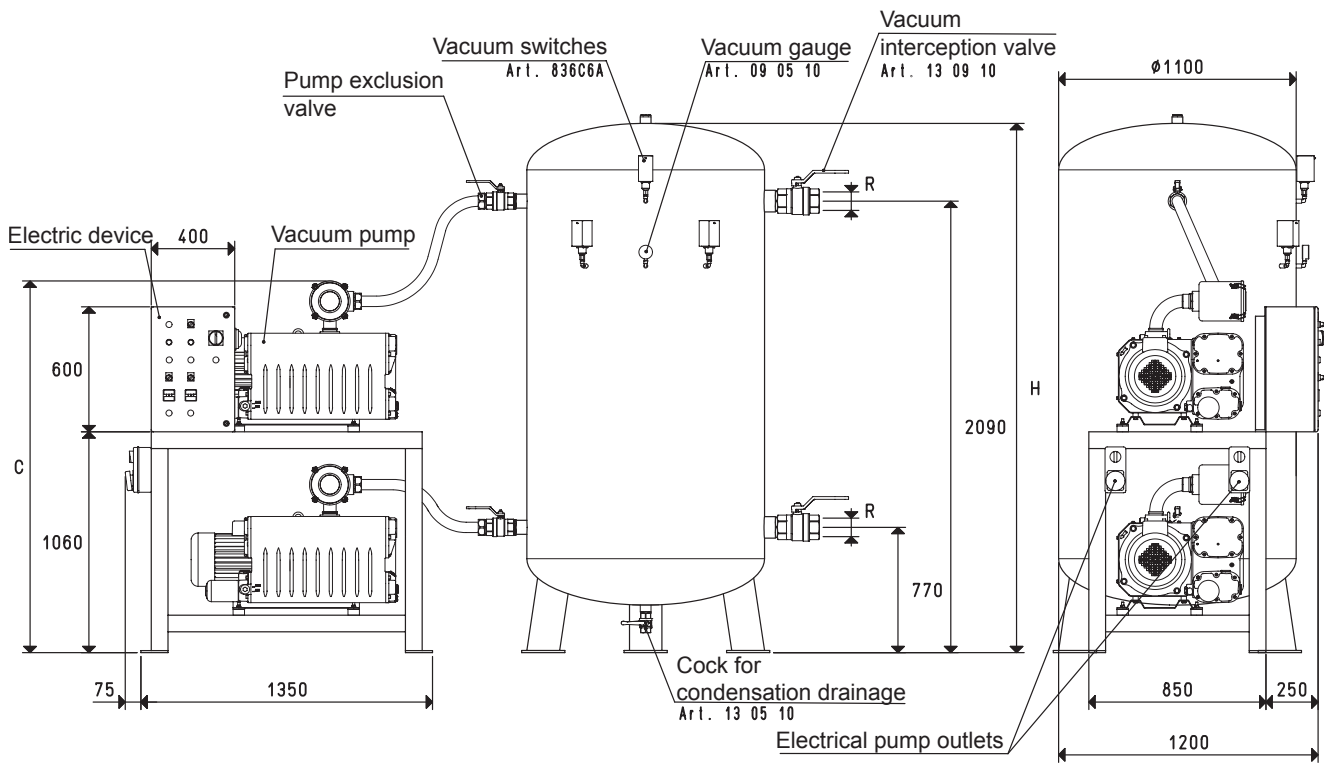
Art.	Tank	2 pumps	Motor execution	Switchgear	C	H	R	Weight	Filter accessories
	Litres	Mod.	Volt	art.			Ø	Kg	art.
DSV 1000 MV 160R	1000	MV 160R	3 ~ 230/400-50Hz	DSO 300 90	1663	2480	G3"	478	FC 80
DSV 1000 MV 200R	1000	MV 200R	3 ~ 230/400-50Hz	DSO 300 91	1751	2480	G3"	592	FC 80
DSV 1000 MV 300R	1000	MV 300R	3 ~ 400/690-50Hz	DSO 300 91	1751	2480	G3"	646	FC 80

Note: As a standard, all MV... pumps are equipped with an FC... filtre adjusted to the suction connection size.

Conversion ratio: inch = $\frac{\text{mm}}{25.4}$; pounds = $\frac{\text{g}}{453.6} = \frac{\text{Kg}}{0.4536}$

GAS-NPT thread adapters available at page 1.117

VERTICAL SAFETY PUMPSETS DSV 2000 ...



3D drawings available at www.vuototecnica.net

Art.	Tank	2 pumps	Motor execution	Switchgear	C	H	R	Weight	Filter accessories
	Litres	Mod.	Volt	art.			Ø	Kg	art.
DSV 2000 MV 200R	2000	MV 200R	3 ~ 230/400-50Hz	DSO 300 91	1751	2450	G3"	902	FC 80
DSV 2000 MV 300R	2000	MV 300R	3 ~ 400/690-50Hz	DSO 300 91	1751	2450	G3"	926	FC 80

Note: As a standard, all MV... pumps are equipped with an FC... filtre adjusted to the suction connection size.